
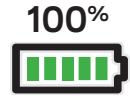


Lithium Solar Energizer


3E5722 12/24



GALLAGHER RECOMMENDS CHARGING BEFORE USE



INSTALL ENERGIZER ABOVE THE GROUND





01



02



03



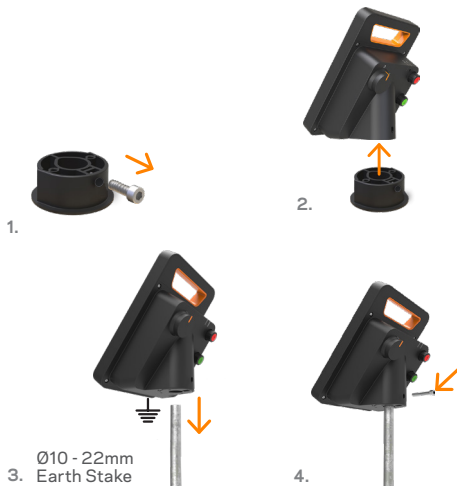
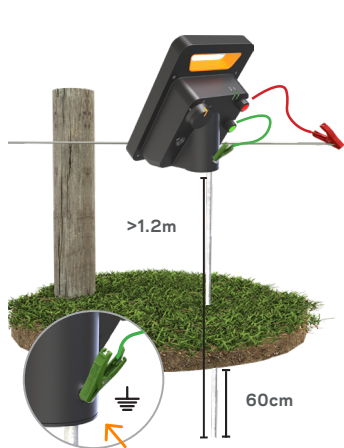
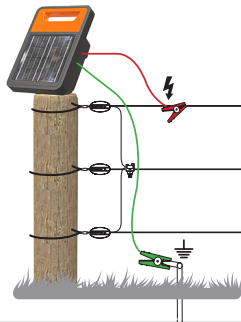
04



ALTERNATIVE MOUNTING OPTIONS



G57112



ALTERNATIVE MOUNTING OPTIONS

Note: Not recommended for mounting the S60 or S80.



G57111

IMPORTANT BATTERY INFORMATION

The solar panel should face towards the equator. i.e. in the northern hemisphere, panel faces south, in the southern hemisphere, panel faces north.

Recharging the battery

Switch the energizer off. Place in sunlight for 3 days to charge battery.

Storing the energizer

Switch the energizer off. Store in a cool, dry, dark, ventilated area to minimise battery current. Recharge the battery before and after seasonal storage.

Leaking battery

If battery fluid comes in contact with:

Eyes - flush the affected area with water for at least 15 minutes. Ensure adequate flushing by separating the eyelids with fingers. Call a physician.

Skin - immediately flush with water and/or soap.

Battery replacement or disposal

This energizer contains a Lithium battery which is not user replaceable. The lithium battery must be replaced by a trained professional using a Gallagher approved lithium battery. Return energizer to a Gallagher Authorised Service Centre for battery replacement or disposal.